

Features

- High performance LED produces 45 lumens on high
- Built-in rechargeable Li-ion battery provides a runtime of up to 48 hours
- Integrated intelligent Li-ion battery charging circuit (micro USB charging port)
- Single multi-stage switch offers access to all functions via one-handed control
- Features two brightness levels and infinitely variable output mode
- Features extremely wide 100° flawless beam to light up peripheral vision
- Constructed from durable Polycarbonate materials
- Dual metal key ring connector withstands up to 77lbs (35 kg)
- Impact resistant to 1.5 meters
- Extremely lightweight, compact and portable

Dimensions

2.22" x 0.83" x 0.31" (56.5mm x 21mm x 8mm)

Weight

0.34oz (9.6 gram)(with battery)

Accessories

Key ring

Operation Instructions







Low Output

With the light turned off, press the button to enter low output. Press once again after 3 seconds of use to turn the light off.

High Output

With the light turned off, press the button twice in quick successions to enter high output.

Output & Runtime

FL 1 STANDARD	HIGH	LOW
	45* LUMENS	1* LUMEN
	1h	48h
	24m (Beam Distance)	
	150cd (Peak Beam Intensity)	
	1.5m (Impact Resistant)	
	IP65 (Dust & Water Resistant)	

* The infinitely variable brightness function provides output from 1 lumen to 45 lumens, with corresponding runtime ranging from 1 to 48 hours.

NOTICE: Stated data has been measured in accordance with the international flashlight testing standards ANSI/NEMA FL 1 using an integrated and fully charged 3.7V rechargeable Li-ion battery under laboratory conditions. End-user results may vary due to individual usage habits and environmental conditions.

Press the button once again to turn the light off.

Momentary Illumination

With the light turned off, press and hold the button for more than 1 second to enter momentary-on in high mode (45 lumens). Simply release the button to turn the light off.

Infinitely Variable Brightness

When in low output mode, press and hold the button for more than 1 second to access infinitely variable brightness mode. To set a desired brightness level, simply release the button when it is displayed. Press the button once again to turn the light off. The light does not have a memory function for variable settings.

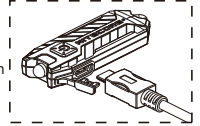
Lockout/Unlock

With Tube turned on, press and hold the switch for three seconds. Tube will lock out after a flash of the LED to avoid accidental activation during carry. To unlock, press and hold the switch for three seconds again.

Battery Charging

1. Connecting: Plug one end of the USB cable to the Tube's USB input port (on the side of the light) and plug the other end into a power supply (USB adapter, PC or other standard USB output port). To fully charge the Tube when depleted requires approximately 2 hours.
2. Charging indicator: A power indicator light integrated into the Tube's button will illuminate steadily during the charging process and go out when the Tube is fully charged.

NOTE: The Tube will need to be recharged if output appears to be dim or the light becomes unresponsive.



Warranty Service

All NITECORE products are warranted for quality. Any defective /malfunctioning NITECORE Tube can be repaired free of charge for a period of 12 months from the date of purchase. Beyond 12 months, a limited warranty applies, covering the cost of labor and maintenance, but not the cost of accessories or replacement parts. The warranty is nullified in either or both of the following situations:

1. The product(s) is/are broken down, reconstructed and/or modified by unauthorized parties.
2. The product(s) is/are damaged through improper use.

For the latest information on NITECORE® products and services, please contact a local NITECORE® distributor or send an email to service@nitecore.com.

※ All images, text and statements specified herein this user manual are for reference purpose only.

Should any discrepancy occurs between this manual and information specified on www.nitecore.com, information on our official website shall prevail. Sysmax Industry Co., Ltd. reserves the rights to interpret and amend the content of this document at any time without prior notice.



SYSMAX Industry Co., Ltd.

TEL: +86-20-83862000

FAX: +86-20-83882723

E-mail: info@nitecore.com

Web: www.nitecore.com

Address: Rm1401-03, Glorious Tower, 850 East Dongfeng Road, Guangzhou, China 510600

